

Use Shades of Meaning to Improve Reading Comprehension



What Really Works
California State University, Northridge
March 23, 2013
Emily Iland, M.A.

Drawing A Blank: Improving Comprehension for Readers with ASD



Presented by Emily Iland, M.A.

Shades of Meaning Activity



- Expands **vocabulary** by teaching synonyms
- Teaches **connotation**: the emotion and intention attached to specific words
- Reveals the hidden meaning behind words (**inference**)
- Clarifies the **perspective** and **intention** of characters or the author (**social thinking**)

Not all synonyms are created equal!



- Words can be positive, negative or neutral
stunning + ugly - natural =
- Words can be heavily positive or negative
interesting fascinating
alluring repulsive

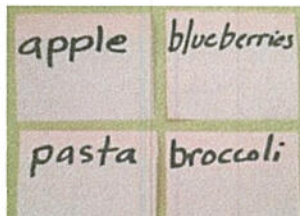
Advantages of this activity

- ✓ Visual
- ✓ Concrete
- ✓ Systematic
- ✓ Grows Vocabulary
- ✓ Author Intention
- ✓ Inference
- ✓ Improves writing



Let's try it

- Take 4 post-it notes
- On each post-it, write the name of a food that you like to eat




Match the food to how much you like it

- Use the orange paper to rank your foods
 - +
 - ++
 - +++
 - ++++

Shades of Meaning



Use Shades of Meaning to Improve Reading Comprehension



What Really Works
California State University, Northridge
March 23, 2013
Emilyiland, M.A.


Different amounts of water




Soak the sponges



How Wet?



Ordering the synonyms



**Ranking Synonyms= Emotional Intensity
(personal perspective)**



- Explore meaning, then have students ORDER familiar words from “lightest” to “heaviest”
Funny Amusing Comical Hilarious
- Have students write the words on a paint chip to show the shades of meaning

**Rating Synonyms=
hidden judgments & inferred meaning
(author’s perspective, context clues)**



- Rank from lightest to heaviest “emotional load”
 - Any neutral words go first
 - then light meaning
 - then heavy meaning

SLENDER ANOREXIC THIN SKINNY

**Shades of Meaning
Comprehension Activity
High School-level vocabulary**



Group activity, 3-4 people.

1. In a moment you will be given four words.
2. Decide together how to RANK YOUR WORDS on the paint chip in order: from the “lightest” to the “deepest” shade or intensity of meaning
3. If you finish quickly, check out the other lists

**RATE & RANK (light to heavy)
Order the words on the Paint Chip**

ECONOMICAL	INTELLECTUAL
STINGY	SHREWD
THRIFTY	CLEVER
FRUGAL	ASTUTE
EVIL BAD SINISTER WICKED	

No wrong answers!

Context + Culture + Experience =
Interaction, interpretation & response to text

Application

How else can you use this activity?

- To Improve word choice in writing
- Writing with a purpose: persuasive writing
- To make a judgment about headlines/media