

FALL 2018 CSUN BRIDGE TO THE FUTURE' COHORT #1 PROGRESS REPORT

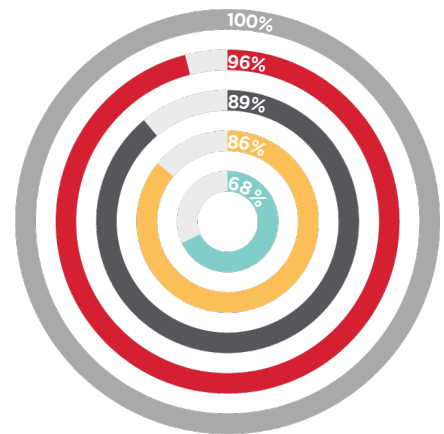
AVERAGE SCHOLAR GPA



OVERALL GPA⁴
Fall 17' - Fall 18'




CHARACTERISTICS OF BRIDGE TO THE FUTURE STUDENTS



100% Feel a sense of belonging at CSUN
96% Historically Underserved²
89% Working for a Wage
86% First Generation
68% Female Identifying

SCHOLAR ACCOMPLISHMENTS



Number of Students Retained⁵



Average Units Completed⁶




Number of Students Attaining Junior Status



Total Number of Community Service Hours Completed

NUMBER OF STUDENTS ENROLLED BY COLLEGE



- David Nazarian College of Business and Economics
- College of Health and Human Development
- Mike Curb College of Arts, Media, and Communication
- College of Social and Behavioral Sciences
- College of Engineering and Computer Science
- College of Humanities
- College of Science and Mathematics

1 Bridge to the Future is a student success initiative coordinated by the CSUN Institute for Community Health and Wellbeing.
2 88% Latinx, 4% African-American, 4% Pacific Islander, 4% White.
3 Overall CSUN Fall 2018 Sophomore average GPA was 2.76.
4 Overall CSUN Sophomore average GPA from Fall 17'-Fall 18' was 2.91.
5 The first Bridge to the Future Cohort initially enrolled 30 students.
6 Overall CSUN Sophomore average number of units completed were 42.12 units.