

Information Technology: What to Expect in AY 2022-23

Deans and Chairs Retreat
August 22, 2022

Agenda

Academic Technology

- Engaging Faculty
- Universal Design Center and Accessibility
- Instructional Technology

Information Technology

- Technologies for Faculty
- Classroom Upgrades
- Information Security

Academic Technology: Who We Are

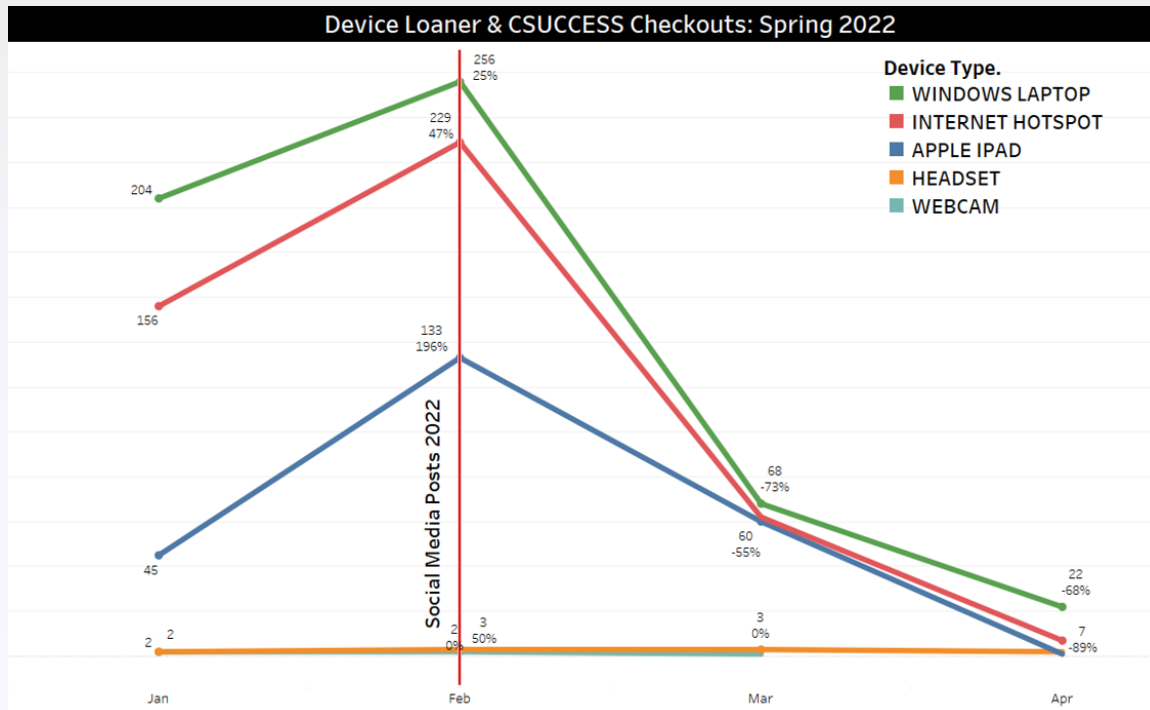
- Instructional Technology
- Universal Design Center
- Two ATFs
- Workshops and trainings
- Support
- Early Alerts tool *Canvas Insights*

	Emails Sent	Distinct Faculty	Distinct Students	Distinct Subjects	Distinct dates
Total	2,519	32	1,954	67	77
Fall-2021	1,352	21	1,052	29	36
Spring-2022	1,146	20	956	41	37
Summer-2022	21	4	21	3	4

Academic Technology

• Digital Equity

- Doctoral Student AT Equity Fellowship (partnership with Doctoral Program in Educational Leadership and Research & Sponsored Programs)
- Diversity & Equity Innovation Grant
- Digital Literacy efforts using student voices in social media



- How to access CSUN wi-fi
- Device Loaner Program
- Accessibility



ACADEMIC TECHNOLOGY

Faculty Engagement

- Academic Technology Newsletter
- Faculty Media Studio
 - Produce video and audio content including Lecture Recordings and Grant Proposal videos
 - Lightboard
 - Greenscreen



Subscribe to AT Newsletter



You are invited to our

SPOOK-TECH-ULAR OPEN HOUSE

MON | OCT 31st | 1PM TO 5PM

CSUN ACADEMIC TECHNOLOGY

University Library 34



Scan the QR code
for directions

Meet the Academic Technology Team

Learn about resources; work
with experts, ask questions,
and have fun!

CSUN | INFORMATION
TECHNOLOGY

ACADEMIC TECHNOLOGY

- Bookings
 - Schedule time online to meet with members of the AT team on a variety of topics
- Follow us on Social Media for more technology tips & resources



Schedule Your Booking



ACADEMIC TECHNOLOGY

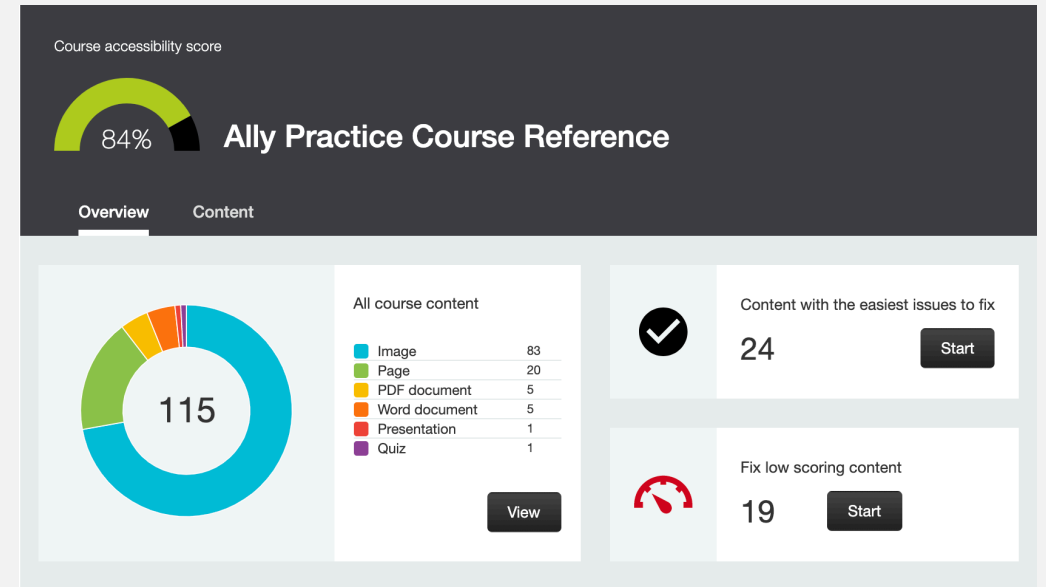
- Universal design approach to accessibility
- 9th Circuit Court decision in 2021
 - Reaffirming materials must be accessible prior to the start of class
- Diverse students
 - Visible and invisible disabilities
 - English speakers of other languages
 - Students who are
 - Parents
 - Older and/or returning
 - Employed full-time
 - Commuters



ACADEMIC TECHNOLOGY

Universal Design Center (UDC)

- Resources
 - Canvas Ally
 - Course Accessibility Report
 - Alternative Formats
 - BeeLine Reader
 - Reading on screens
 - Adobe Acrobat Pro DC (PDFs)
 - EquatIO
 - Math, chemistry and physics
 - And more
 - Captioning through NCOD



ACADEMIC TECHNOLOGY



Universal Design Center (UDC)

- Training
 - Full accessibility series every semester (via Zoom)
 - Department trainings upon request (in-person or Zoom)
- Support

Document Accessibility Training for Student Employees

- Intensive 5-week training
 - 20 hours total
 - 12 online/on-demand
- Fall 2022 focus on academic departments
- New cohort starts Sept. 30
 - 18 seats remaining

ACADEMIC TECHNOLOGY

- Who Is the Instructional Technology Team?
 - Megan Duncan
 - Garrett Savage
 - Herbert Serrano
 - Avo Topjian
 - 9 Student Assistants

You can reach us Mon-Fri 8a-5p via
Phone, email, Zoom, in-person

ACADEMIC TECHNOLOGY

Fall 2022 Workshops & Trainings

- Instructional Technologist led trainings resuming Sept. 1st 2022
- Trainings on CSUN Instructional Technologies and Tools:
 - Canvas, Panopto, Zoom, PollEverywhere, Canvas Studio, etc
- 2 new trainings launching FA'22
 - “Creative Corner”
 - “Make your PowerPoints Come Alive with Panopto”



ACADEMIC TECHNOLOGY

Canvas

- 100% usage by students
- 100% usage by Faculty
- 84% of all courses use Canvas to some degree

Workshops in Fall 2022

Canvas Basics, Canvas Intermediate, Canvas Quizzes, Using Surveys and Quizzes in Canvas, Grading in Canvas

CSUN Using Technology to Increase... > Pages > Make your students feel like they belong

6d Student View Immersive Reader

View All Pages Published Edit

Make your students feel like they belong

1. Reflect your students and the CSUN community in your choices of imagery, role models, perspectives
 - o Course image for the Dashboard
 - o Unsplash (in Canvas): add images to any Canvas page, assignment/discussion/quiz description
 - o [Adobe Express \(formerly Spark\)](#)
 - o [Adobe Stock](#)
2. Include references that acknowledge background and history of all groups such as contributions of minorities in your field, text by diverse group of authors
 - o Library resources:
 - [Contact the Library for help locating particular resources](#)
 - [Work with your subject specialist librarian](#)
 - Example: [Women in Science and Engineering \(WISE\)](#)
 - o Examples of online resources:
 - [RedCross Contributions of People of Color](#)
 - [Mental Health America: Black Pioneers in Mental Health](#)
 - [PBS: Ten black scientists that science teachers should know](#)
 - [Bio.org: 25 hispanic and latinx trailblazers in science and technology to know](#)
 - [UMHS: Latino doctors, scientists and educators](#)
3. Acknowledge the digital divide such as working space limitations, mobile reliance, internet scarcity or limitations
4. Be a safe person by letting students bring their whole selves and being willing to communicate about non-course related issues
 - o Zoom can be used for more than just class time or official office hours
 - o Example: a professor opened up her Zoom each week 30mins earlier and was available for students to come in and chat. This resulted in a lot of

ACADEMIC TECHNOLOGY

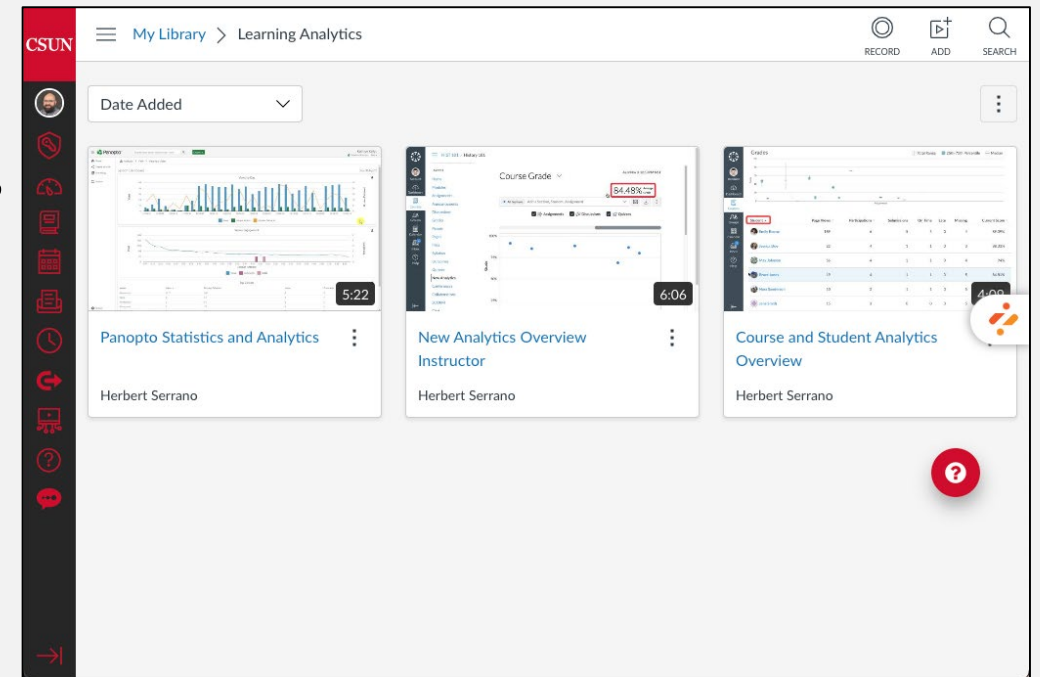
Canvas Studio

Engage with your students using video easily with this tool. Easily embed quizzes and get viewing analytics all inside of Canvas.

Workshops in Fall 2022

Creative Corner (September)

Get Video into Your Canvas Course Easily



ACADEMIC TECHNOLOGY

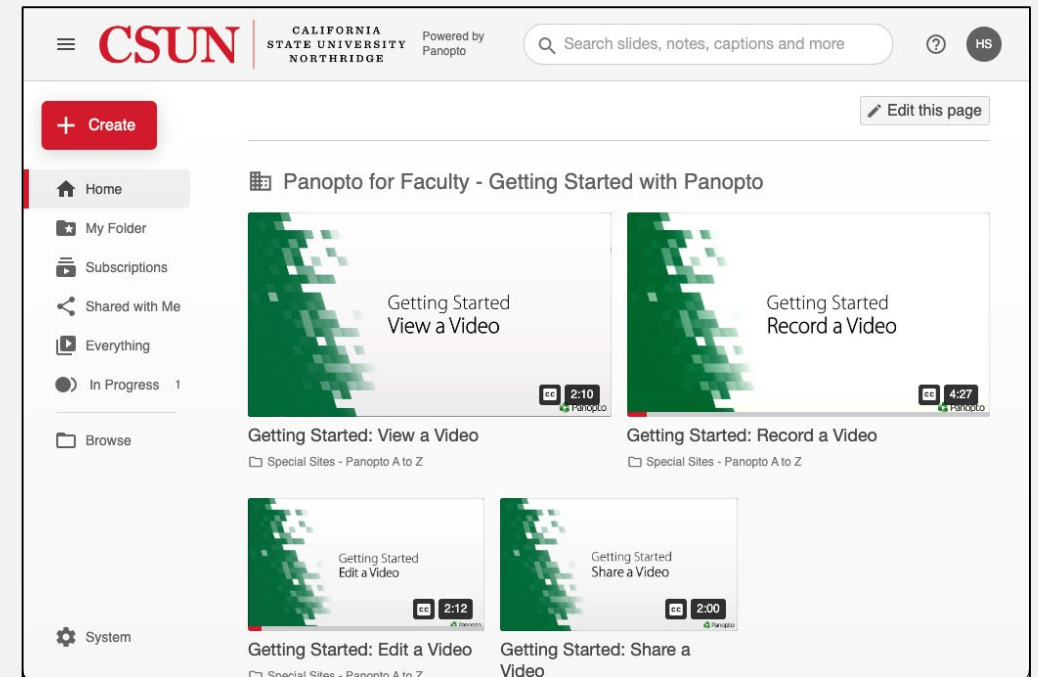
Panopto

CSUN's online video platform

- record, host, and share video
- Auto-captioning for all recordings,
- Automatic backup for all Zoom Cloud recordings
- Record your PowerPoint presentations for expanded capabilities.

Workshops in Fall 2022

Panopto Basics, Make your PowerPoints come alive with Panopto, Panopto Quizzes, Recycling and Repurposing your Panopto Content



ACADEMIC TECHNOLOGY

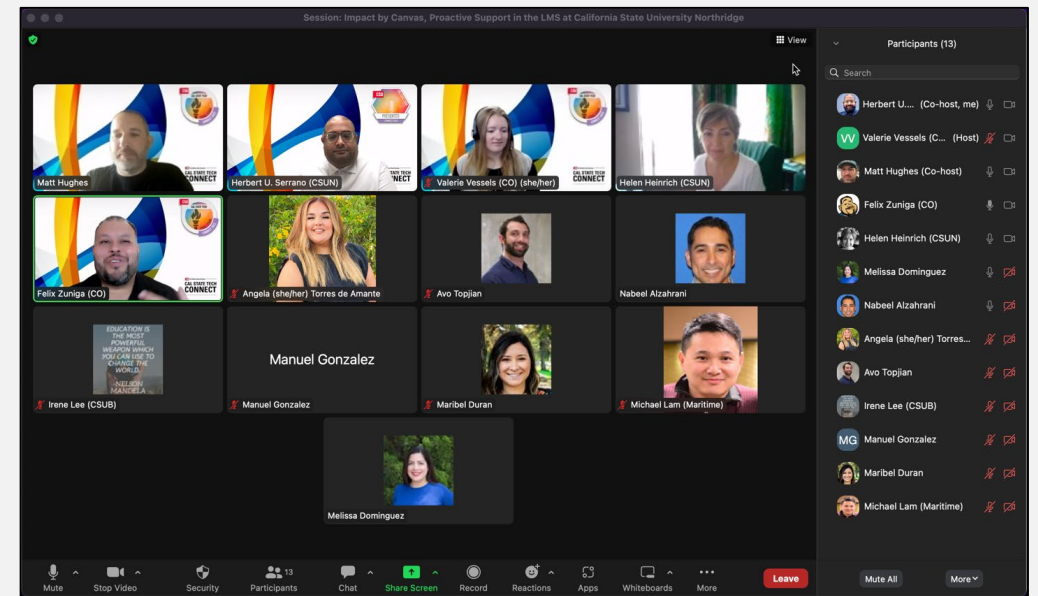
Zoom

CSUN's video and web conferencing tool, is available to all students, faculty, and staff. Zoom allows for video, audio, and screen sharing between up to 300 participants.

Workshops in Fall 2022

Zoom Basics

Zoom Beyond the Basics



ACADEMIC TECHNOLOGY

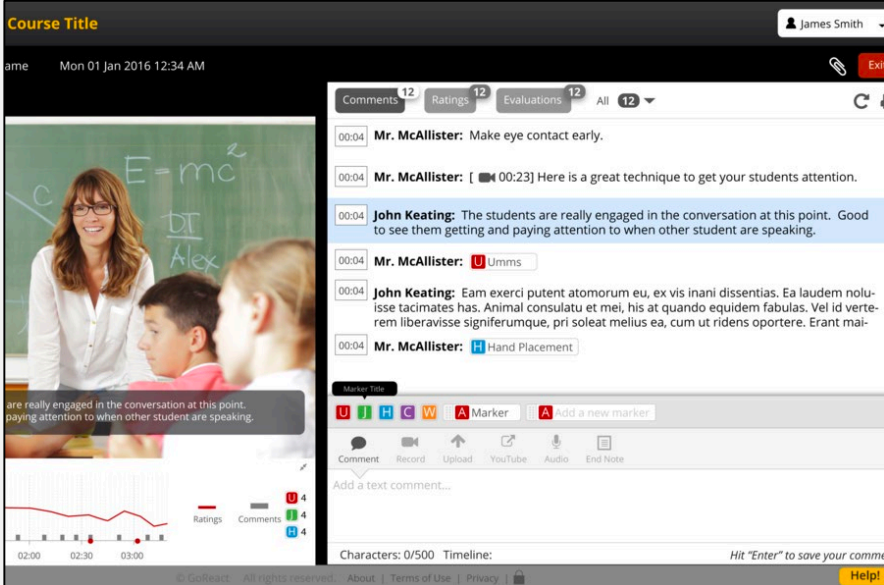
GoReact

GoReact is an interactive cloud-based platform for feedback, grading, and critiquing of student video assignments.

- Feedback is sync'd to video
- Quickly comment on any performative or demonstrable skill

Workshops in Fall 2022

Video Assignments and Feedback
using GoReact



The screenshot displays the GoReact interface. On the left, a video player shows a teacher in a white shirt standing in front of a chalkboard with the equation $E=mc^2$ and the name 'Alex' written on it. Below the video, a timeline shows a red line representing ratings and a grey line representing comments. On the right, a comment panel lists several comments from users like 'Mr. McAllister' and 'John Keating'. At the bottom, there is a toolbar with icons for 'U' (underline), 'H' (highlight), 'C' (comment), 'W' (word), 'A' (marker), and 'Add a new marker'. The interface also shows a character count of 0/500 and a 'Hit Enter to save your comment' prompt.

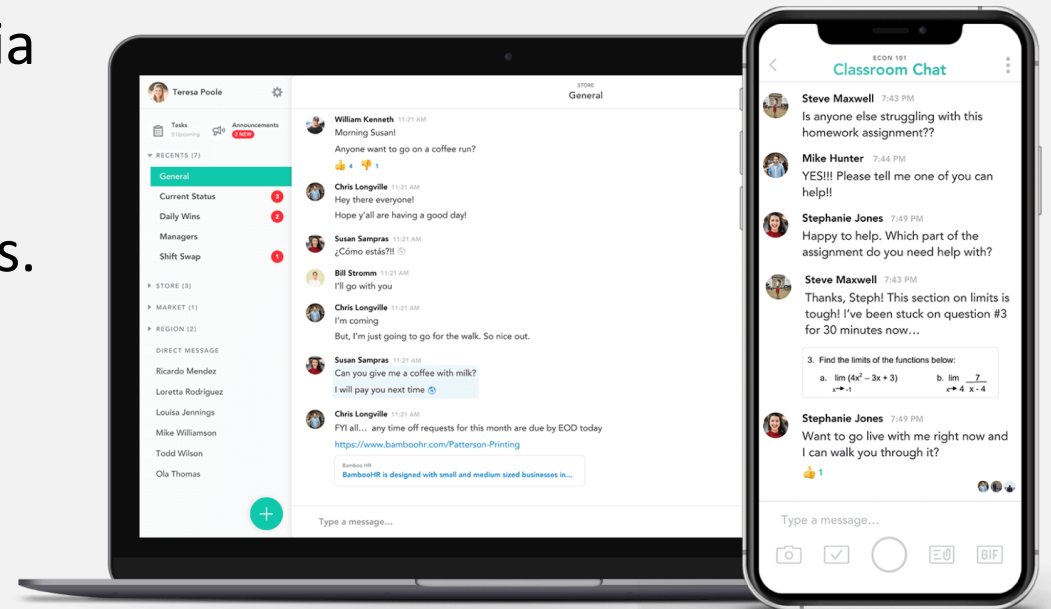
ACADEMIC TECHNOLOGY

Pronto

Real-time chat available for all courses via Canvas. Provides chat-like experience that allows for greater engagement and interaction between faculty and students.

Workshops in Fall 2022

Simplifying Communication and Group Work using Pronto



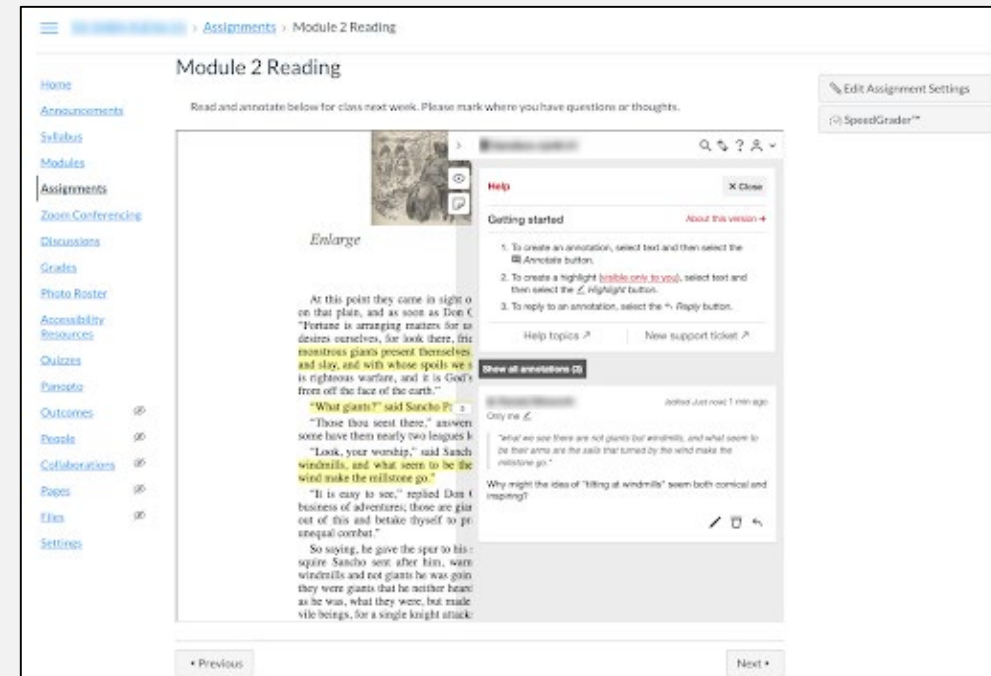
ACADEMIC TECHNOLOGY

Hypothes.is

Brings digital annotations to Canvas and assists students with reading comprehension and developing critical thinking about course materials. This tool also enables students to collaborate on understanding and developing ideas about their readings.

Workshops in Fall 2022

Digital Annotation with Hypothes.is



The screenshot displays the Hypothes.is interface within a Canvas LMS environment. The top navigation bar shows the user is logged in as 'johndoe@csun.edu' and is viewing 'Assignments > Module 2 Reading'. The main content area is titled 'Module 2 Reading' and contains a reading passage with several annotations. A sidebar on the right provides a 'Help' section with a 'Getting started' guide, which includes three steps: 1. To create an annotation, select text and then select the 'Annotate' button. 2. To create a highlight (visible only to you), select text and then select the 'Highlight' button. 3. To reply to an annotation, select the 'Reply' button. Below the help section, there is a 'Show all annotations (0)' button and a list of annotations, including one from 'John Doe' with the text: 'What we see here are not giants but windmills, and what seem to be their arms are the sails that turned by the wind make the millstone go.' The interface also includes a 'SpeedGrader' button in the top right corner and navigation buttons for 'Previous' and 'Next' at the bottom.

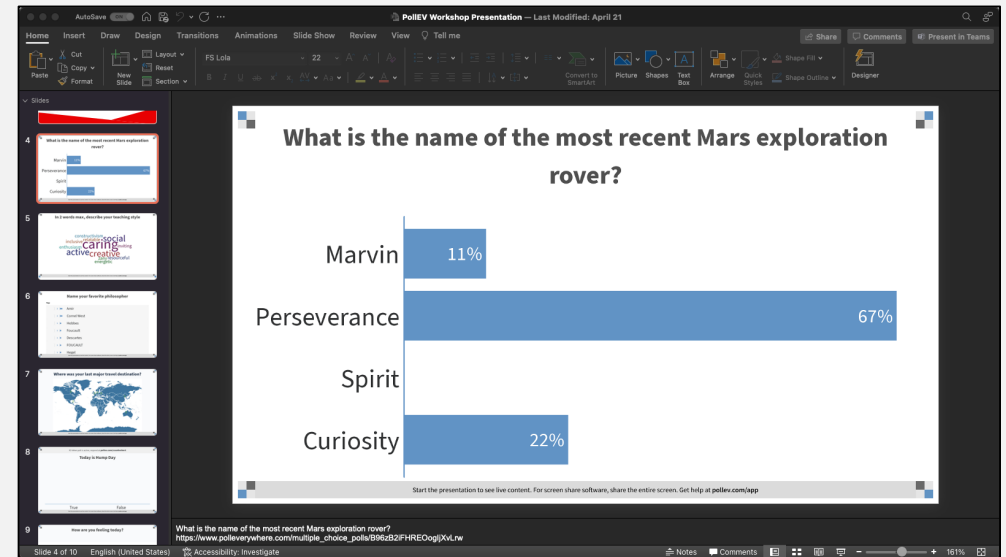
ACADEMIC TECHNOLOGY

PollEverywhere

- Quickly and easily add engaging polls to your courses whether they meet in-person, online, or mixed modality. Participants can interact with their mobile devices, computers, phones with real-time results. Embed directly into your presentations or present directly from the web.

Workshops in Fall 2022

Engage Your Students with
PollEverywhere



ACADEMIC TECHNOLOGY

How to Contact Instructional Technology

Monday – Friday, 8 a.m. – 5 p.m.

FTC Walk-In Center University Library 33

Phone – 818-677-3443

Zoom – Meeting ID 971 2303 2517

Email – ftc@csun.edu

Information Technology



myCSUNBox Cloud Storage

- CSUN's secure cloud-based file storage and collaboration solution that gives students, faculty and staff the ability to access content at any time, from any device.
- All users are automatically provided with an individual myCSUNbox account and university divisions, colleges, departments, and other groups such as committees can request a group account by contacting the IT Help Center.
- **Confidential Data**
 - If you are storing confidential data online, you should only use [Confidential Box](#). You should not store confidential data in your regular myCSUNbox account. [Learn more about protected data here](#). Only users who have been cleared to access confidential data will be able to use Confidential Box.

Information Technology



Adobe Creative Cloud

- Adobe Creative Cloud licenses are available for all Faculty & Staff by requesting a license through the IT Help Center.
 - Provides access to all Adobe products (Photoshop, In Design, Lightroom)
-
- *There is a \$18 cost per year for each license.

Information Technology



LinkedIn Learning

- LinkedIn Learning is an online educational platform that helps you discover and develop business, technology-related, and creative skills through expert-led course videos.
- With more than 5,000 courses and personalized recommendations, you can discover, complete, and track courses related to your field and interests. You can also choose to add these courses and related skills to your LinkedIn profile once you've completed them.

Information Technology



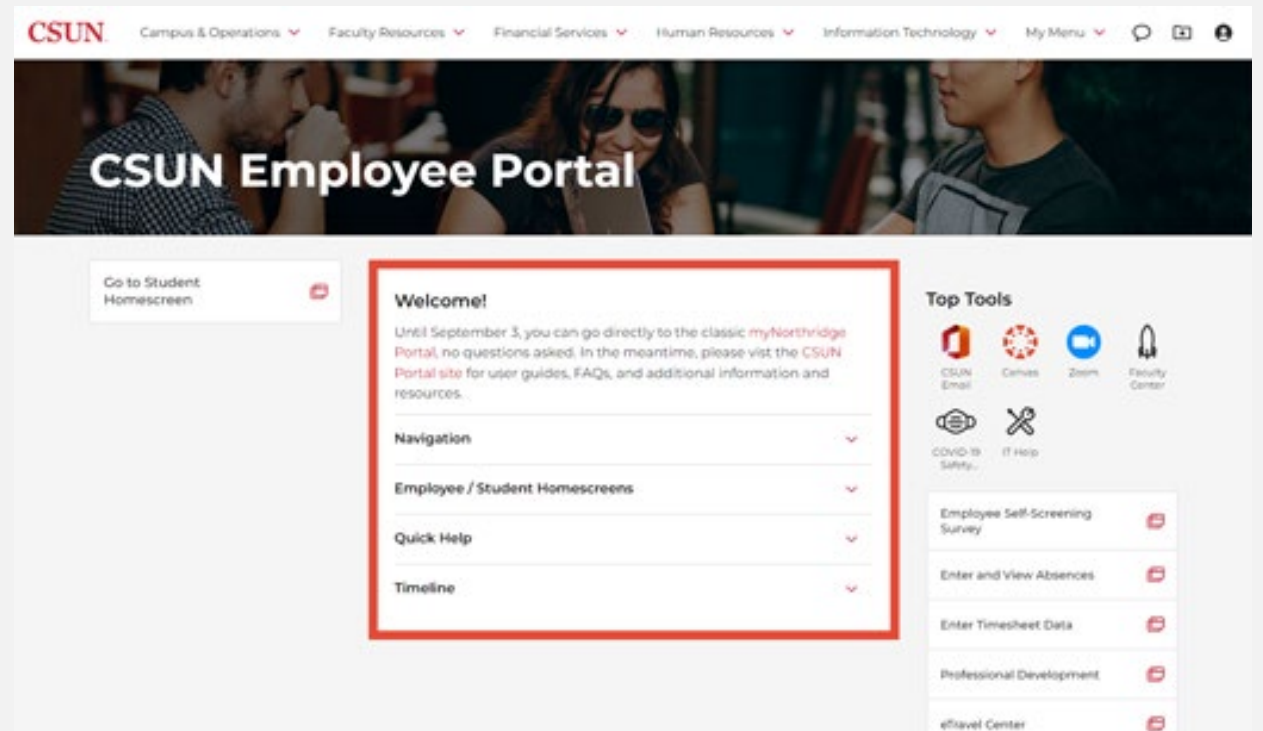
Qualtrics Survey Platform

- Qualtrics is CSUN's enterprise survey administration tool that is available to faculty, staff, and students. Qualtrics is an intuitive web-based tool to conduct survey research, evaluations and other data collection activities, all from any online location, any time you need!
 - A quick survey builder which guides the survey creation process
 - A question library with survey templates
 - Ability to send and track participation invitations and reminders
 - Ability to display survey results, graphically and statistically
 - Ability to export data to Excel or SPSS

Information Technology

CSUN Portal Redesign

- **Phase 1: Frequently Used Content - August 8, 2022**
- **Phase 2: Improved Functionality and Integration - Fall 2022**
- **Phase 3: User Experience Enrichment - Spring 2023**



Information Technology

Classroom Upgrades

- Hyflex Spaces (18)
 - Projector
 - Instructor-space facing camera
 - Student-space facing camera
 - Computer pre-equipped with Zoom
 - Document camera
 - Podium control panel
 - Microphone and speakers so faculty and students can interact in real-time with synchronous online students
- Broadcast Spaces (165)
 - Hyflex Build without the Student-Facing Camera

Information Technology

Classroom Upgrades



INFORMATION SECURITY

Multi-Factor Authentication (MFA)

- Mobile App is easiest and most convenient to use
- Having the application call you is costly and will eventually be phased out
- Any new applications purchases or developed are required to use CSUN SSO or have MFA

Google De-Provisioning

- Approximately 500K accounts have been suspended and the deletion process started
- We are still approximately 10T over the Google mandated quota with active accounts

Data Security

- Deans, department chairs, and heads of specific units (or their designees) that maintain student

records are “records custodians.” As such, they are responsible for the administration of FERPA in their unit, and shall establish procedures to ensure the confidentiality or access to data

- Know where data is stored
- Know what type of data is being stored