

CSUN BRIDGE TO THE FUTURE¹

COHORT #1 PROGRESS REPORT

SPRING 2021

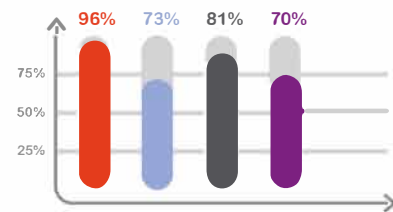


NUMBER OF STUDENTS ENROLLED BY COLLEGE




CHARACTERISTICS OF BRIDGE TO THE FUTURE STUDENTS

- 96% Historically Underserved²
- 72% 4 Year Graduation Rate³
- 81% First Generation
- 70% Female Identifying



AVERAGE SCHOLAR GPA



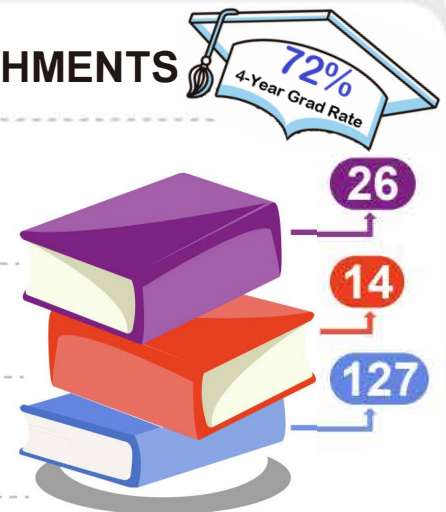
- OVERALL SCHOLAR GPA AT CSUN
- AVERAGE SCHOLAR GPA, S'21

SCHOLAR ACCOMPLISHMENTS

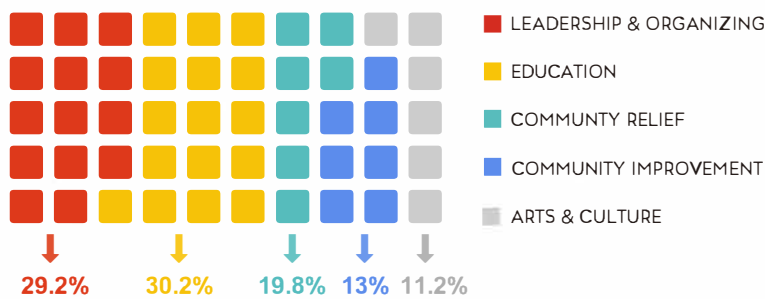
Number of Students⁴ Retained at CSUN: 26

Average Number of SPRING '21 Units Completed: 14

Average Number of⁵ Total Units Completed: 127



COMMUNITY SERVICE



TOTAL NUMBER OF COMMUNITY SERVICE HOURS COMPLETED



1 Bridge to the Future is a student success initiative coordinated by the CSUN Institute for Community Health and Wellbeing.

2 88% Latinx, 4% African American, 4% Pacific Islander, 4% White.

3 Indicates 18 of 26 scholars.

4 30 students were initially enrolled: 3 have left the program, 1 has left CSUN.

5 Includes transfer units from other institutions.