


Normal Mouth

First Observation:   /  /  



Listerine Mouth


**5. Record observations.**  
Draw the petri dishes as they appear.  
Use color pencils to show the different types/colonies of bacteria.  
Then write a statement to describe your observations.

---

---


---

---



Normal Mouth

Second Observation:   /  /  




Listerine Mouth

---

---


---

---



Normal Mouth

Third Observation:   /  /  




Listerine Mouth

---

---


---

---



Normal Mouth

Fourth Observation:   /  /  



Listerine Mouth

---

---

---

---