

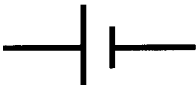
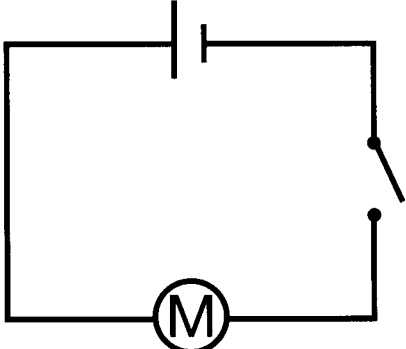





DRAWINGS AND SCHEMATICS

DRAWING OF A D-CELL, BULB, AND SWITCH CIRCUIT		SCHEMATIC DIAGRAM OF A D-CELL, BULB, AND SWITCH CIRCUIT	
			
KEY TO SYMBOLS FOR SCHEMATIC DIAGRAMS		SCHEMATIC DIAGRAM SHOWING A BATTERY, SWITCH, AND MOTOR	
D-CELL			
WIRES			
SWITCH			
LIGHTBULB			
MOTOR	